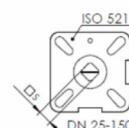
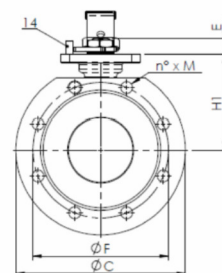
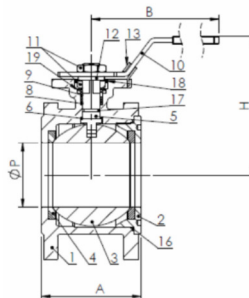


VALVOLA A SFERA DUE VIE IN ACCIAIO INOX AISI 316L MICROFUSO, CORPO PIATTO (WAFER)

TWO-WAY BALL VALVES IN MICROCAST STAINLESS STEEL AISI 316L "WAFER TYPE" BODY



Tipo / Type	2 vie a passaggio totale / two-way full bore
Misure / Sizes	1/2" - 4"
Attacchi / Pipe threads	Fori filettati per UNI EN 1092-1:2003 / Threaded holes as for UNI EN 1092-1:2003
Temperatura fluido / Fluid temperature	-25°C / +150°C Solo valvola senza attuatore / Valve only without actuator
PN / PN	1/2" - 4" PN 16
Guarnizioni / Seals	Ptfe / Ptfе
Versione / Versions	A doppio e singolo effetto / Double and single acting
Complete di attuatore / Complete with actuator	Standard per temperature da -20°C a +80°C / Standard for temperature from -20°C to +80°C. Su richiesta attuatori per temperature differenti / On request actuators for different temperatures

Doppio effetto/Double acting

Singolo effetto/Single acting

Cod.	Descrizione	Sezione	A mm	H1 mm	Cod.	Descrizione
080323012W	Mosfe W 1/2" 2v 316m de	1/2"	36	?	080631012/3W	Mosfe W 1/2" 2v 316m se 3
080423034W	Mosfe W 3/4" 2v 316m de	3/4"	38	?	080631034/5W	Mosfe W 3/4" 2v 316m se 5
080503100W	Mosfe W 1" 2v 316m de	1"	53	?	080751100/4W	Mosfe W 1" 2v 316m se 4
080633114W	Mosfe W 1"1/4 2v 316m de	1"1/4	53	?	080751114/5W	Mosfe W 1"1/4 2v 316m se 5
080633112W	Mosfe W 1"1/2 2v 316m de	1"1/2	65	?	080851112/5W	Mosfe W 1"1/2 2v 316m se 5
080753200W	Mosfe W 2" 2v 316m de	2"	78	?	080851200/6W	Mosfe W 2" 2v 316m se 6
080753212W	Mosfe W 2"1/2 2v 316m de	2"1/2	98	?	081151212/5W	Mosfe W 2"1/2 2v 316m se 5
081003300W	Mosfe W 3" 2v 316m de	3"	118	?	081251300/6W	Mosfe W 3" 2v 316m se 6
081003400W	Mosfe W 4" 2v 316m de	4"	140	?	081451400/5W	Mosfe W 4" 2v 316m se 5